

PARKING LOTS

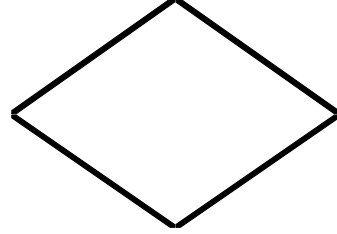
TICKET
WINDOWS

STABLER
ARENA:
FRONT
ENTRANCE

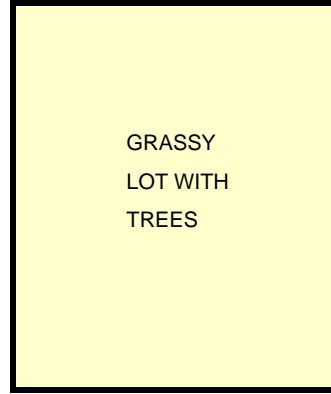
TICKET
WINDOWS

GOODMAN DRIVE

PLANTER W/ POWER



GRASSY
LOT WITH
TREES

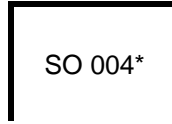


20' X 20'

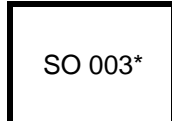
10'X
90'

C
A
N
O
P
I
E
D

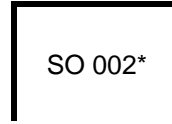
SO 004*



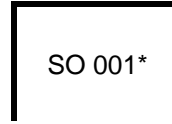
SO 003*



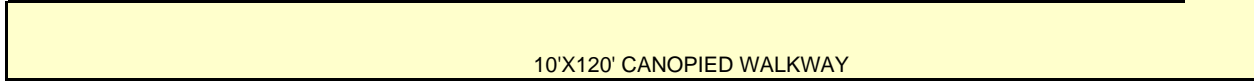
SO 002*



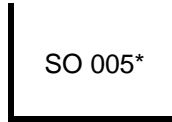
SO 001*



10'X120' CANOPIED WALKWAY



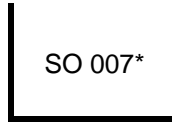
SO 005*



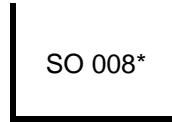
SO 006*



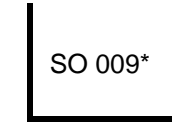
SO 007*



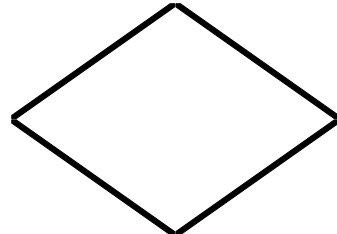
SO 008*



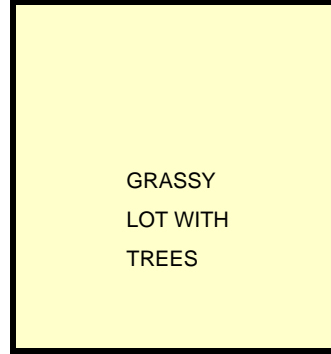
SO 009*



PLANTER W/ POWER



GRASSY
LOT WITH
TREES



F
I
R
E

L
A
N
E

Note: layout is not
to scale

BOOTHS ARE 15'X15'

Prime *

Standard

RAUCH FIELDHOUSE: FRONT ENTRANCE

6'X80' CANOPIED WALKWAY

FIRE LANE

RO 011*

RO 012*

RO 013*

RO 014*

RO 015*

RO 016*

RO 017*

RO 018

RO 019

RO 020

RO 021

RO 010*

LIGHT POLE

LIGHT POLE W/
POWER

RO 009*

RO 008*

RO 007*

RO 006*

FLAG POLE
W/ POWER

QUAD
154'X154'

RO 005

RO 004

Note: layout is not to scale

RO 003

RO 002

BOOTHS ARE 15'X15'
Prime *
Standard

RO 001

LIGHT POLE

LIGHT POLE

F
I
R
E

L
A
N
E

F
I
R
E

L
A
N
E

**LVBA SPRING HOME SHOW AT STABLER
RAUCH FIELDHOUSE**

Paved Roadway
DOORS

Paved Roadway
ROLL UP DOORS

Drawing not to scale.

Booths 10'X10'
PRIME (*)
STANDARD

ELECTRICAL EXTRAS
20 amp, 110V Dedicated Line
20 amp, 220V Dedicated Line
30 amp, 220V Dedicated Line
50 amp, 220V Dedicated Line

Sidewalk To Paved
Roadway &
Parking Lots

Grass--No Sidewalk

Sidewalk To Paved
Roadway &
Parking Lots

Grass--No Sidewalk

	R 053*	R 080*	R 81*	R 108*	R 135*	R 136*	R 163*	R 190*	R 191*	R 218*	R 245*	
R 026*	13' aisle											R 271*
R 025*												R 270*
R 024	R 052*	R 079*		R 107*	R 134*		R 162*	R 189*		R 217*	R 244*	R 269
R 023	R 051	R 078		R 106	R 133		R 161	R 188		R 216	R 243	R 268
R 022	R 050	R 077		R 105	R 132		R 160	R 187		R 215	R 242	R 267
R 021	R 049	R 076		R 104	R 131		R 159	R 186		R 214	R 241	R 266
R 020*	R 048	R 075		R 103	R 130		R 158	R 185		R 213	R 240	R 265*
DOORS	R 047*	R 074*		R 102*	R 129*		R 157*	R 184*		R 212*	R 239*	DOORS
	10' aisle											
R 019*	R 046*	R 073*		R 101*	R 128*		R 156*	R 183*		R 211*	R 238*	R 264*
R 018	R 045	R 072		R 100	R 127		R 155	R 182		R 210	R 237	R 263
R 017	R 044	R 071		R 099	R 126		R 154	R 181		R 209	R 236	R 262
R 016	R 043	R 070		R 098	R 125		R 153	R 180		R 208	R 235	R 261
R 015	R 042	R 069		R 097	R 124		R 152	R 179		R 207	R 234	R 260
R 014	R 041	R 068		R 096	R 123		R 151	R 178		R 206	R 233	R 259
R 013	R 040	R 067		R 095	R 122		R 150	R 177		R 205	R 232	R 258
R 012	R 039	R 066		R 094	R 121		R 149	R 176		R 204	R 231	R 257
R 011	R 038	R 065		R 093	R 120		R 148	R 175		R 203	R 230	R 256
R 010	R 037	R 064		R 092	R 119		R 147	R 174		R 202	R 229	R 255
R 009	R 036	R 063		R 091	R 118		R 146	R 173		R 201	R 228	R 254
R 008	R 035	R 062		R 090	R 117		R 145	R 172		R 200	R 227	R 253
R 007	R 034	R 061		R 089	R 116		R 144	R 171		R 199	R 226	R 252
R 006	R 033	R 060		R 088	R 115		R 143	R 170		R 198	R 225	R 251
R 005*	R 032	R 059		R 087	R 114		R 142	R 169		R 197	R 224	R 250*
DOORS	R 031*	R 058*		R 086*	R 113*		R 141*	R 168*		R 196*	R 223*	DOORS
	10' aisle											
R 004*	R 030*	R 057*		R 085*	R 112*		R 140*	R 167*		R 195*	R 222*	R 249*
R 003	R 029	R 056		R 084	R 111		R 139	R 166		R 194	R 221	R 248
R 002	R 028	R 055		R 083	R 110		R 138	R 165		R 193	R 220	R 247
R 001*	R 027*	R 054*		R 082*	R 109*		R 137*	R 164*		R 192*	R 219*	R 246*
	18' aisle											
UPSTAIRS: EXHIBITOR HOSPITALITY SUITE		OFFICE	TICKET BOOTH	ENTRANCE			MECH.	RESTROOMS	JANITORIAL/ELEC.			